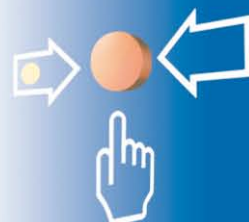



LED Display Field LAB48



- **48 freely programmable LED pairs**
- **Indication of events and conditions of a fire detection control panel or an extinguishing control panel**
- **Installation in control panels Series BC216 or LED Display Tableau LAT288**
- **Different LED colors available**
- **Individual labeling by means of inserted text labeling strips**



Description

The LED Display Field LAB48 serves for the indication of the events of detectors, detector zones, actuations, transmitting devices, or alarming devices on Fire Detection Control Panels Series BC600, Series BC216 or BC016 as well as the events of flooding zones or extinguishing systems on Extinguishing Control Panels Series LC600 or Series LC216.

The LED display field is designed to be installed into Fire Detection Control Panels Series BC216 or into the LED Display Tableau LAT288:

- The LAB48 can be mounted into a Fire Detection Control Panel Series BC216 with display and operating field, to which it is directly connected.
- The LED Display Tableau LAT288 can accommodate up to 3 LED Display Fields LAB48 and the Remote Tableau Drive Unit PTU288-1 or PTU288-2. In this way, the LAT288 serves as a universal remote tableau for all Fire Detection Control Panels Series BC600, Series BC216 and BC016 as well as the Extinguishing Control Panels Series LC600 and Series LC216.

48 LED pairs are arranged in two rows on the componentry. Each LED pair can be freely assigned to the individual events. The left LEDs are intended for displaying the alarm or the activation, or for displaying a system condition, respectively. The right LEDs indicate the disablement or the fault condition of the assigned system component.

The LED display field is available in multiple versions with different LED colors for varying applications.

Each LED pair can be individually labeled by means of labeling strips which are inserted into the front foil of the case cover.

The componentry is shipped with the necessary accessory for trouble-free mounting on the case cover of the fire detection control panel or in the LED display tableau.

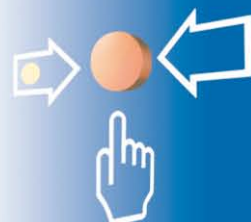
Specifications

Current consumption at 24V	typ. 2mA no active LED, +0.25mA per LED
Ambient temperature	-20°C to +60°C
Dimensions L x W x H	176 x 120 x 15 (mm)
Weight	60g

VdS

Building Safety. Building Security.

LST



LAB48-1

48 LEDs alarm/release/activation	red
48 LEDs disablement/fault	yellow
Order number	214024
Order name	LED Display Field LAB48-1

LAB48-2

48 LEDs alarm/release/activation	yellow
48 LEDs disablement/fault	yellow
Order number	214030
Order name	LED Display Field LAB48-2

LAB48-3

24 LEDs alarm/release/activation (left side)	red
24 LEDs alarm/release/activation (right side)	yellow
48 LEDs disablement/fault	yellow
Order number	214032
Order name	LED Display Field LAB48-3

LAB48-4

24 LEDs alarm/release (left side)	red
24 LEDs activation (right side)	green
24 LEDs disablement/fault (left side)	yellow
24 LEDs disablement/fault (right side)	yellow
Order number	214036
Order name	LED Display Field LAB48-4